

Product Name: NB16WV

Firmware Version: R0.09

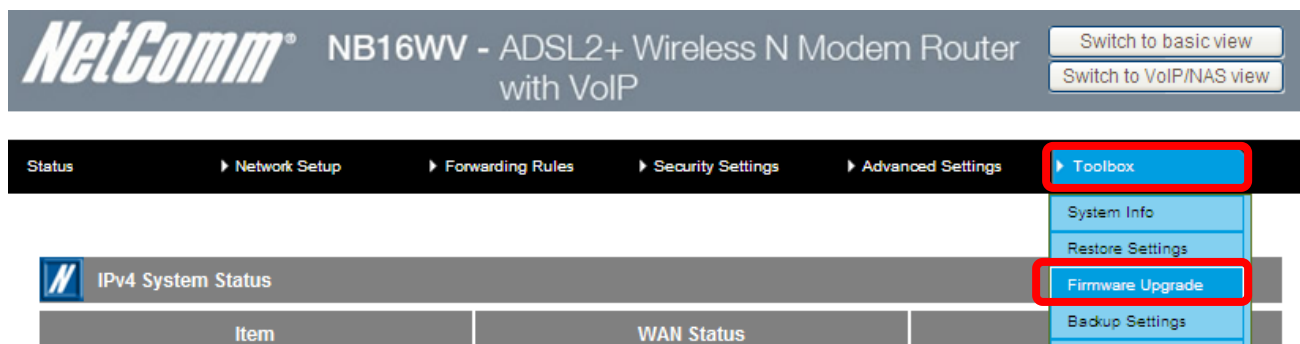
Date: 10 May 2012

Information

NetComm Product Name	NB16WV
NetComm Product Description	ADSL2+ WiFi N Router with 3G USB and VoIP
Firmware Version	R0.09
Official / Beta Firmware	Official
File Name	20120508_Netcomm_NB16WV_R0.09.BIN
File Size	7.37 MB
MD5 Checksum	416DFFDDE154C12F0BE39782CA71E4DB
Date	10 May 2012

Upgrade Instruction

1. Plug the power adapter to turn On the NB16WV.
2. Allow 60 – 90 seconds for the NB16WV to power up.
3. Connect your computer to any Ethernet port on the NB16WV.
4. Open the web browser (Internet Explorer, Firefox, etc) on the computer, type in <http://192.168.1.1> on the address bar, then press **Enter**.
5. Type in the System Password (the default one is *admin* for both User Name and Password) then press **Login**.
6. Click **Switch to advanced view** at the bottom right of the Basic View to get into the Advanced View mode.
7. Click **Toolbox** and then click **Firmware Upgrade** on the top menu.



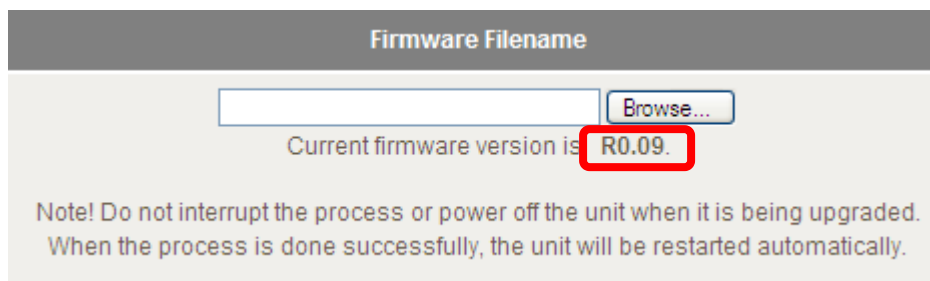
8. Press the **Browse** button and load the firmware (20120508_Netcomm_NB16WV_R0.09.BIN).
9. Click **Upgrade** to proceed. It will take a few minutes to proceed upgrading until the router reboots itself.

Product Name: NB16WV

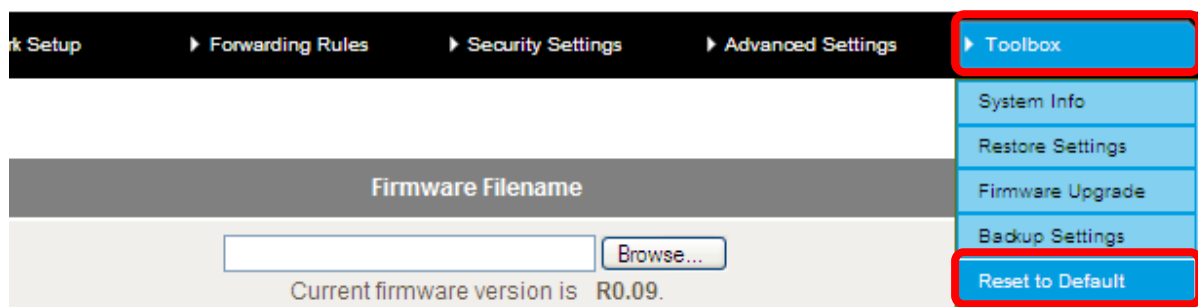
Firmware Version: R0.09

Date: 10 May 2012

10. Once the upgrade is done, you will be brought into Login page. Type in the System Password (the default one is *admin* for both User Name and Password) then press **Login**.
11. Click **Switch to advanced view** at the bottom right of the Basic View to get into the Advanced View mode.
12. Click **Toolbox** and then click **Firmware Upgrade** on the top menu.



13. Make sure the current firmware version is **R0.09**.
14. Click **Reset to** under the **Toolbox** menu



Warning: Resetting the router to defaults is required in order for the router to function correctly after firmware upgrade.

New Features

R0.09

1. Changed the default WAN Type to PPPoE for all PVCs

Bug Fixes

R0.09

2. Fixed TPG VoIP issue
3. Fixed cosmetic issues for both Basic view and Advanced view

Product Name: NB16WV

Firmware Version: R0.09

Date: 10 May 2012

Known Issues

R0.09

- None

Version History

R0.08_0216

- New Features
 1. Support of multiple PVCs / Summary of PVCs.
 2. Support of RFC 1483 Bridged WAN type.
 3. Support of IGMP Snooping / Multicast (IGMP v1, IGMP v2, IGMP v3).
 4. Support of VLAN/VLAN Tag (LAN/WAN).
 5. Support of Single mode/Multi mode for DMZ/Port Forwarding.
 6. Support of TOS/VLAN PRI QoS class.
 7. Support Sierra Wireless USB 320U.
- Bug Fixes
 1. Cosmetics issues on GUI.
 2. ADSL/3G failover on some USB dongles/ADSL lines.
 3. Ethernet WAN/3G failover on some USB dongles.
 4. WPS connectivity issue.
 5. Cosmetics issue on system log configuration page.
 6. Escapenet VoIP registration issue.
 7. Added support of Pacnet username and password.
- Known Issue
None

R0.04a0 – Initial production release

- New Features
None
- Bug Fixes
None
- Known Issue
None