

NB9/NB9W VoIP Setup Guide for Iinet Customers

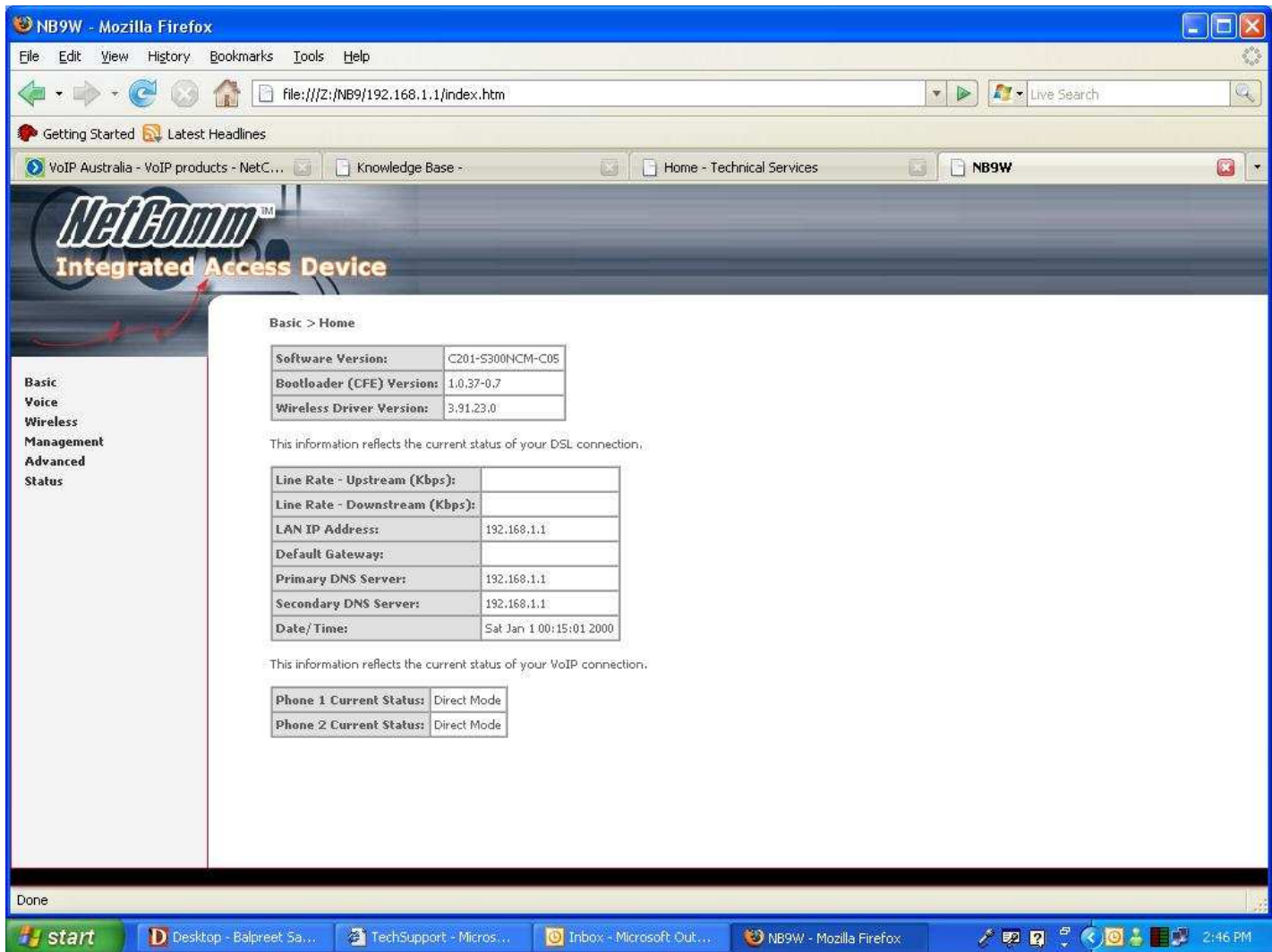
1. Navigate to <http://192.168.1.1> in a web browser.



2. Enter "admin" for both username and password of the NB9/NB9W when prompted.



3. Select Voice from the options at the left hand side of the screen.



4. Now type the following information as required

- Interface name ppp_8_35 (from drop down menu)

- Local selection AUS – Australia (from drop down menu)
- Preferred codec G729 (from drop down menu)
- Preferred ptime 40
- Use SIP proxy should be ticked
- SIP proxy sip.state.iinet.net.au *
- SIP proxy port 5060
- SIP proxy domain iinetphone.iinet.net.au
- Register expire time 300
- DispName iinet Number
- VoIP phone number iinet Number
- Auth. ID iinet Number
- Auth. Password iinet Password

*ACT sip.act.iinet.net.au

*NSW sip.nsw.iinet.net.au

*NT sip.nt.iinet.net.au

*QLD sip.qld.iinet.net.au

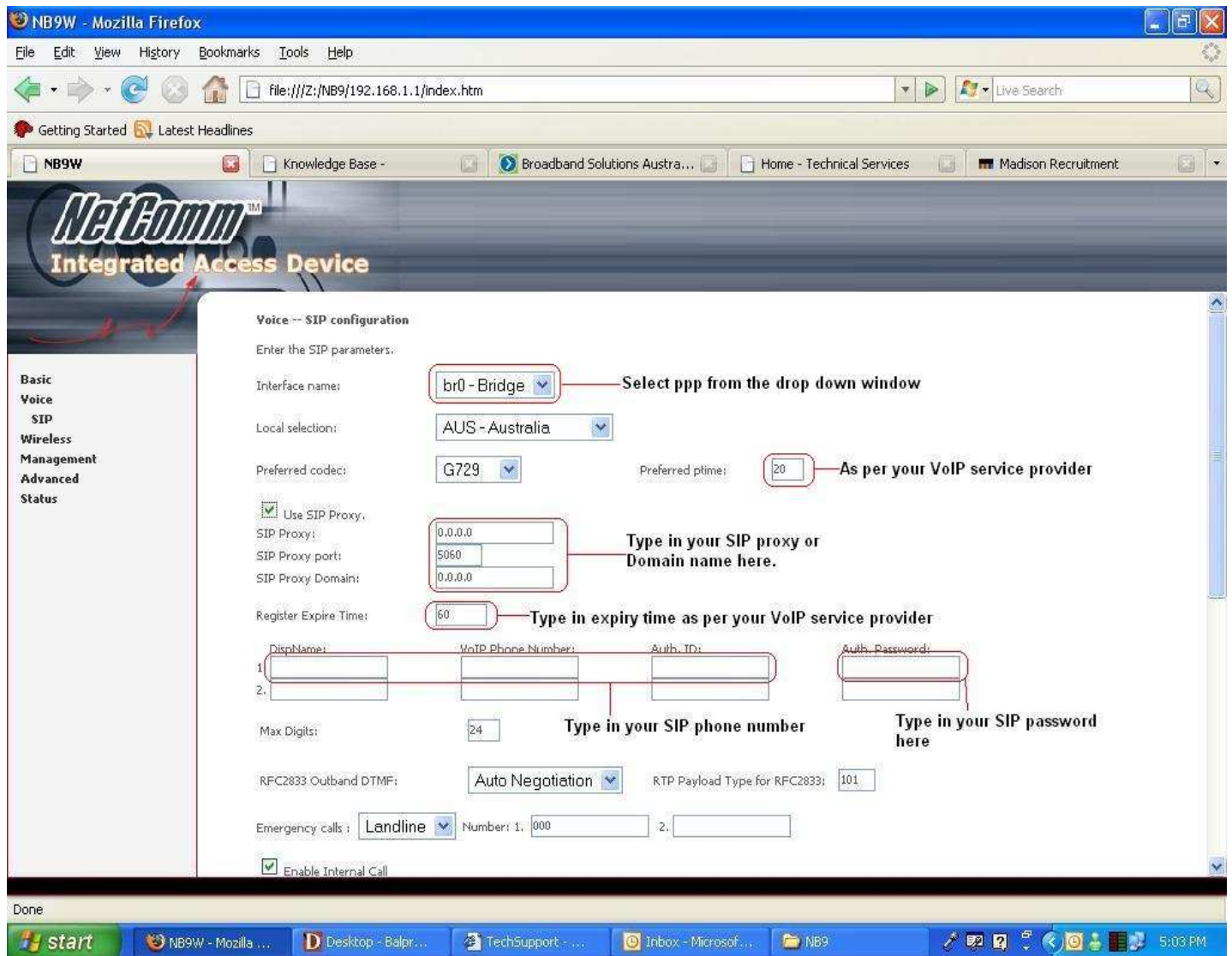
*SA sip.sa.iinet.net.au

*TAS sip.tas.iinet.net.au

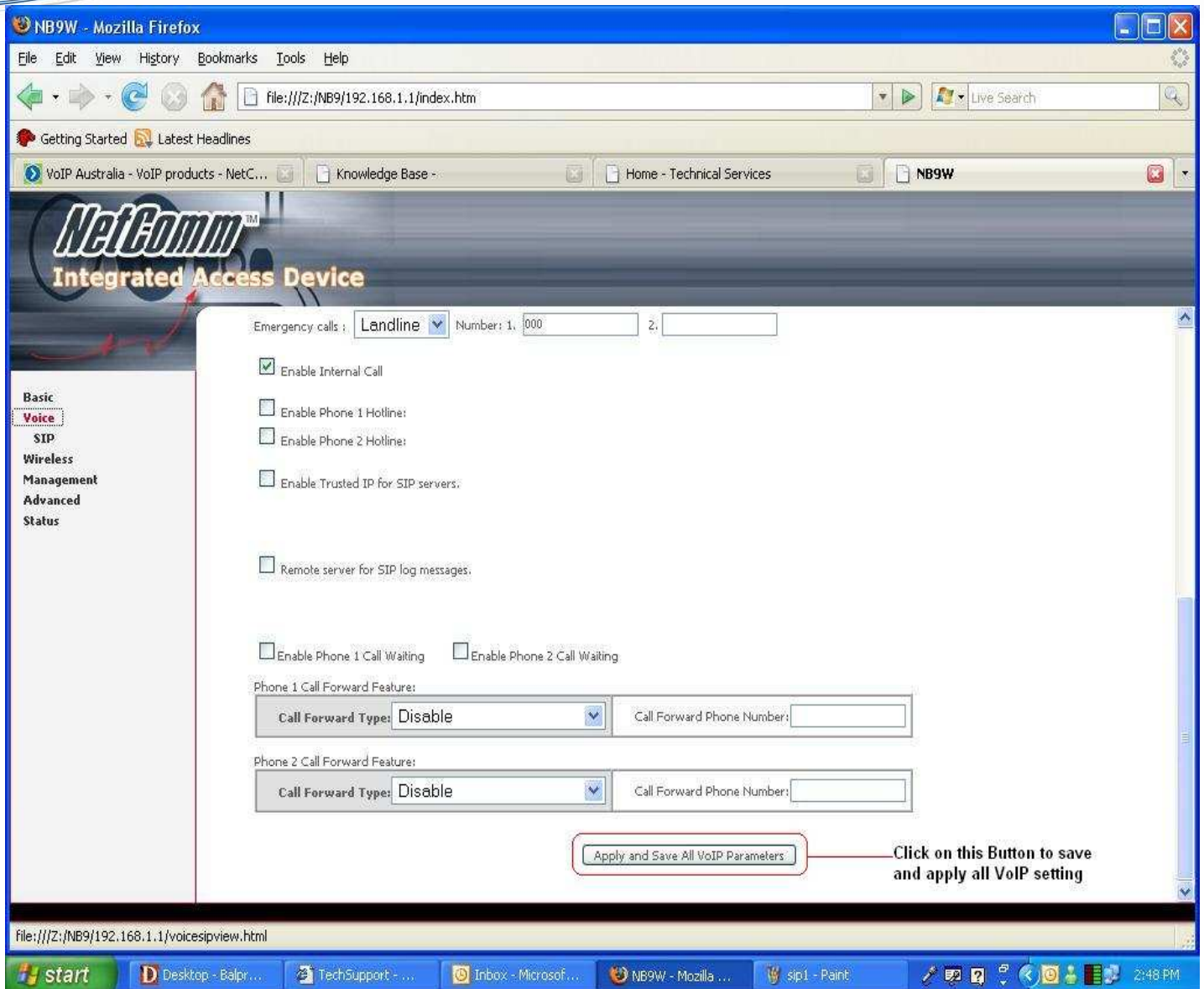
*VIC sip.vic.iinet.net.au

*WA sip.wa.iinet.net.au

Note: - leave rest of the setting as it is.



5. Now click on apply and save all VoIP parameters.



6. Now click on "Management" on the left hand side of the page and then click on "Save/Reboot".
7. Now click on "Save/Reboot" button to save all setting and reboot the modem.
8. The router will reboot and be ready after about 2 minutes. Check the phone status by clicking on Basic > Home. Check the "phone 1 current status" entry which should read "Register to SIP proxy succeed".

NetComm™
Integrated Access Device

Secondary DNS Server: 203.97.78.44

Uptime Status (HH:MM:SS):

Operating System:	Sat Sep 29 11:27:58 2007
ADSL Sync Established:	Sat Sep 29 11:25:09 2007
PPP Session Established:	Sat Sep 29 11:25:09 2007
Last Time Modem Rebooted:	Sat Sep 29 11:25:09 2007
Last Time ADSL Sync Established:	none
Last Time PPP Session Established:	none

This information reflects the current status of your VoIP connection.

Phone 1 Current Status:	Register to the SIP Proxy Succeed
Phone 2 Current Status:	Direct Mode

Successfully connected to VoIP

Basic
Home
ADSL Quick Setup
Voice
Wireless
Management
Advanced
Status

Done Internet

Start (3 unread) Yahoo... NB9W - Micro... EN 1:28 p.m.