

[LAN ADAPTOR]

10/100MBPS FAST ETHERNET

Fast Ethernet Adaptor











NetComm's PCI-LAN (NP1100) is a high-performance, auto-sensing 32-bit 10/100Mbps fast Ethernet LAN adaptor for desktop PCs.

The adaptor is equipped with advanced features that deliver reliability, superior performance and ease of installation for any workstation or high-speed server configuration.

This card features N-Way auto-negotiation for automatic selection of the network speed and full/half duplex mode with the partner. In the fast full-duplex mode, the adaptor's embedded flow control provides a means to protect users against possible data loss during transmission on the network.

Installation could not be easier with a single RJ-45 port for either 10BASE-T or 100BASE-TX fast Ethernet support. A comprehensive set of software drivers is included for the most popular PC Network Operating Systems including Microsoft Windows ® 95, 98, ME, NT, 2000 and XP.

CHECK THESE GREAT FEATURES

-  10/100Mbps NWay Auto-negotiation
-  32-bit PCI Bus Master operation with independent RX/TX FIFOs
-  Full/half duplex for 10BASE-T, 100BASE-TX
-  Wake-on-LAN (WOL) supports Magic Packet® & Microsoft® wake-up
-  IEEE 802.3x full duplex flow control for connection to LAN switch
-  IP multicast address filter mechanism
-  Low network command processing overhead
-  Runs Windows ® 95, 98, ME, NT, 2000 and XP

[LAN ADAPTOR]

10/100MBPS FAST ETHERNET

Fast Ethernet Adaptor

TECHNICAL SPECIFICATIONS

Standards

IEEE 802.3 10BASE-T Ethernet
IEEE 802.3u 100BASE-TX Fast Ethernet
ANSI/IEEE 802.3 NWay Auto-negotiation
IEEE 802.3X Full-duplex flow control

Network Media

Ethernet: UTP Cat. 3, 4, 5, EIA/TIA-568 100-ohm screened twisted-pair (STP)
Fast Ethernet: UTP Cat. 5, EIA/TIA-568 100-ohm screened twisted-pair (STP)

Protocol

CSMA/CD

Host Interface

32-bit PCI Rev.2.1, Rev.2.2

Diagnostic LEDs

Link
Activity

Network Data Transfer Rate

Ethernet: 10Mbps (Half-duplex)
20Mbps (Full-duplex)
Fast Ethernet: 100Mbps (Half-duplex)
200Mbps (Full-duplex)

Wake-Up Method

Magic Packet
LinkChg

Microsoft Wake-up frame

Temperature

Operating: 0 ~ 55° C
Storage: -10 ~ 70° C

Humidity

Operating: 10% ~ 90% RH
Storage: 5% ~ 90% RH

Emission


FCC Class B
CE mark Class B
VCCI-B

Supplied Drivers

- Microsoft Windows® 95, 98, ME
- Microsoft Windows® 2000
- Microsoft Windows® NT 4.0
- Microsoft Windows® for Workgroup 3.11
- Microsoft LAN Manager for DOS
- Novell NetWare Server 3.12, 4.1x, 5.0
- Novell Netware ODI for DOS
- Novell Netware ODI Client 32
- Packet Driver
- NDIS 2.0
- Linux

PACKAGE CONTENTS

- Fast Ethernet Card
- Driver diskette
- Installation guide



3 YEAR WARRANTY*

1 year warranty out of the box.
Extra 2 years **FREE** with online
registration at www.netcomm.com.au

*Conditional upon registration online.

NetComm delivers a wide range of communications products including modems, Internet sharing devices, networking equipment and software packages for home and office environments.

NetComm is constantly evolving and has broadened its horizons to include xDSL and cable, giving our customers access to cutting-edge communication technology.

As a publicly-listed Australian company, NetComm takes pride in designing and engineering its products in Australia for Australian conditions.

With national distribution channels in place via major retailers and independent resellers, NetComm is able to bring its products to you, wherever you are in Australia.

NetComm Limited ABN 85 002 490 486

PO Box 1200, Lane Cove NSW 2066 Australia

PHONE (02) 9424 2070 • FAX (02) 9424 2010 • EMAIL sales@netcomm.com.au

www.netcomm.com.au

Your Netcomm dealer:

... it has to be a 