

# Introducing Etisalat MyZone



# Etisalat MyZone

3G WiFi Router



*“...the slimmest and most capable 3.5G Wi-Fi router on the market, giving Wi-Fi access to all your gadgets when on the go – whether you’re at home, interstate or overseas.”*

Alex Zaharov-Reutt, IT Wire

## What is it?

- Creates an instant WiFi hotspot on the go
- Provides up to 6 hours battery
- Connects up to 6 WiFi devices
- Allows users to share a single 3G connection with multiple devices
- Weighs only 75g and slips into any pocket



# Dongle vs MyZone

*“The dongle is just the right size to stick into a laptop – though it will cover neighbouring ports and it may be worth using the extension cord if that’s a problem.*

Steve Kennedy, Digital lifestyles



# Dongle

## Single Broadband Account – Single User

- Allows you to connect a single laptop or desktop PC
- Restricted flexibility of movement: computer has to be positioned where the best 3G reception for the modem dongle is to ensure optimal data throughput
- Modem dongle consumes your laptop’s battery charge and RAM capacity
- Modem Driver and Dialler software have to be installed on the computer
- Dialler software has to be started in order to connect to the Internet
- Works with Windows
- Works with Mac OS X (depends on compatibility of modem dongle)

*“You won't need a separate 3G dongle and smartphone data contract, you just have one device and one data plan, turn it on, toss it in your bag and forget about it”*

Joseph Hanlon, cnet Australia



## MyZone

### Single Broadband Account – Multiple Users

Allows you to connect multiple devices to the internet simultaneously through one single 3G connection and Mobile Broadband account

- Ideal for connecting your Internet-enabled devices at home, office or on the go
- Up to 6 simultaneous users can connect wirelessly via Wi-Fi 802.11b/g
- Freedom of movement: position the MyZone where you have the best 3G reception, and connect your Internet devices wirelessly allowing you to roam freely without compromising on 3G signal strength
- No sacrifice of your laptop's battery and RAM capacity for the 3G connection
- No Dialer or Driver software required to connect to the Internet
- Works with any WiFi enabled device and is not Operating System dependent



*"We now live in a world where internet at the home and office is not enough, we need internet for all the boring moments in between. The NetComm MyZone is designed to get you online wherever you are..."*

Joseph Hanlon, cnet Australia

## On the move... MyZone

Whether you travel for business or just like staying connected at all times, the MyZone's Internet connection moves with you providing a WiFi signal when and where you need it.



*“Suddenly there's no need to pay exorbitant rates ... just plug the compact unit into any old power point, enable a password to keep potential freeloaders out and you can supply Wi-Fi internet to all of your devices.”*

David Flynn, Sydney Morning Herald

## Away From Home... **MyZone**

Both international and local tourists like to stay connected while away from home however roaming charges and hotel Internet fees can cost as much as the holiday itself. The MyZone is the ideal travel companion.





*“NetComm's MyZone 3G Wi-Fi router scores points for its stylish, compact design and ease of use, with a particularly impressive set up process.”*

Ross Catanzariti, Good Gear Guide

## Features

- Built-in 3G Modem, Wireless Access Point, Router and Rechargeable Battery
- Supports Wireless G Standard with Data Speeds up to 54 Mbps on Local Area Network (LAN)
- Full Wireless Security Features - WEP, WPA, WPA2 Simple Configuration and Management via Web Browser
- No Driver and Dialler Software Required to Connect to the Internet
- Works with Windows 7/Vista/XP, Mac OS X, Linux and iPhone OS



Smallest... MyZone



Thinnest... **MyZone**



75g

Lightest... **MyZone**



## Battery... MyZone

- Powerful battery using a Sony cell
- Minimum 4 hours usage on a single charge with multiple devices connected
- Only 2 hours to recharge using an AC Adapter
- Recharge battery & offer WiFi access simultaneously



## Antenna... MyZone

- Superior internal 3G antenna
- Powerful internal antenna to minimise the fuss of an external antenna
- Advanced antenna design with diversity capabilities...
- Improving performance when located on the fringe of a network

*Installation and configuration  
is easy with the MyZone user  
interface*

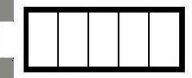
MyZone



العربية

**Status**


Battery Level 100 %




---

**Wireless**

3G Signal Strength -91 dBm (medium)




---

**Internet**

3G Connection Status Connecting

---

Provider etisalat

SIM Status SIM OK

Switch to advanced view

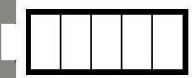
MyZone



English

**الحالة**


مستوى البطارية % 95




---

**اللاسلكي**

قوة إشارة 3G -91 dBm (متوسط)




---

**الإنترنت**

وضع الاتصال 3G جاري الاتصال

---

مزود etisalat

حالة بطاقة SIM SIM OK

تحويل إلى العرض المتقدم





العربية

**Status**

SSID: Etisalat MyZone  
(This is the name of your personal wireless network and will appear when you search for wireless networks to connect to.)

**Wireless**

Network Authentication: WPA-PSK  
(This is the type of security you are using on your personal wireless network. For more information [click here](#).)

WPA Pre-Shared Key: [Masked]  
Confirm Key: [Masked]  
(This is the password to connect to the internet. [Click here to display](#).)

**Internet**

WPA Encryption: TKIP

If you have made changes to any of the above settings you will need to click "Save" below to apply them.

Save

[Switch to advanced view](#)

English

**الحالة**

SSID: Etisalat MyZone  
(هذا هو اسم الشبكة اللاسلكية الشخصية الخاصة بك وسيظهر عند البحث عن شبكة لاسلكية للاتصال بها.)

**اللاسلكي**

مصادقة الشبكة: WPA-PSK  
(هذا هو نوع الحماية الذي تستخدمه في الشبكة اللاسلكية الشخصية الخاصة بك. للحصول على المزيد من المعلومات [انقر هنا](#).)

مفتاح WPA مشترك مسبقا: [Masked]  
تأكيد مفتاح: [Masked]  
(هذا مفتاح المرور المستخدم للاتصال بالإنترنت. [انقر هنا للتعريف](#).)

**الإنترنت**

تشفير WPA: TKIP

إذا كنت تعمل بتغييرات لأي من الإعدادات أعلاه، فستحتاج إلى النقر على حفظ في الأسفل لتطبيق هذه التغييرات.

حفظ

[معلومات أكثر عن عرض المتغير](#)



العربية

**Status**

3G Connection Status  Enable  Disable  
 (The MyZone will automatically connect you to your 3G service when enabled.)

Custom APN   
 (if required)

Your Access Point Name (APN) is the 3G mobile network name that is used to identify your 3G mobile broadband service provider.

**Wireless**

**Internet**

**PIN Settings**  
 (This is only required if your SIM card needs a PIN code to be activated.)

SIM Status ON

PIN

Confirm PIN

Remember PIN  Yes  No

If you have made changes to any of the above settings you will need to click 'Save' below to apply them.

[Switch to advanced view](#)

# MyZone



English

**Mobile**

3G Connection Status  Enable  Disable  
 Enable MyZone to connect you to your 3G service when enabled.

Custom APN   
 (if required)

Your Access Point Name (APN) is the 3G mobile network name that is used to identify your 3G mobile broadband service provider.

**Wireless**

**Internet**

**PIN Settings**  
 (This is only required if your SIM card needs a PIN code to be activated.)

SIM Status ON

PIN

Confirm PIN

Remember PIN  Yes  No

If you have made changes to any of the above settings you will need to click 'Save' below to apply them.

[Switch to advanced view](#)

*“We’re calling it - the days of the standalone 3G dongle or modem are numbered. In their place, a new class of portable router has emerged. ”*

Anthony Caruana, IT Wire



END