

Information

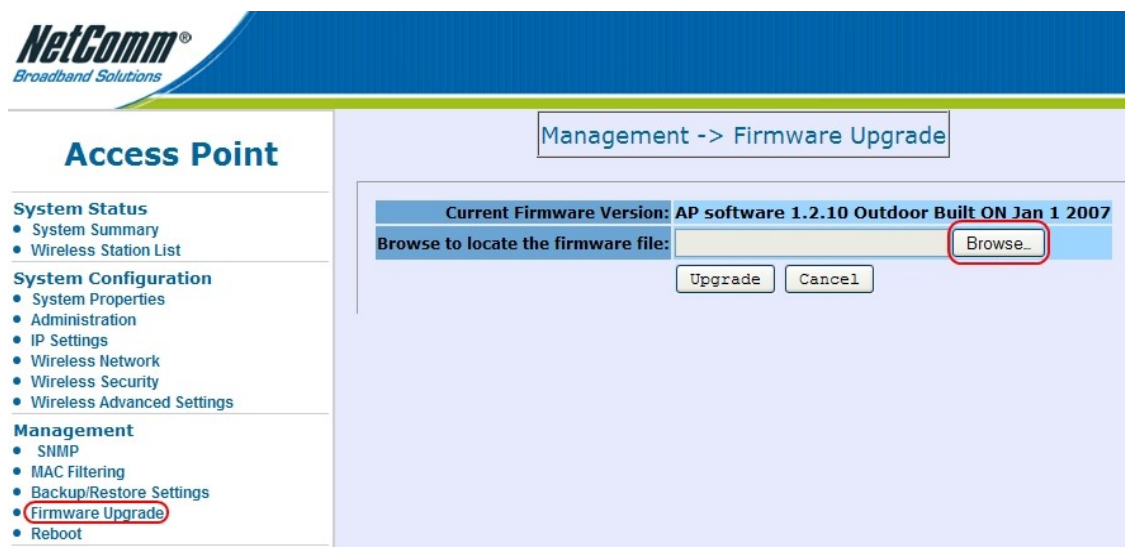
- Product Code: NP730
- Product Description: 11g Outdoor Wireless Access Point
- Firmware Version: 1.2.14
- Filename: NP730_v1.2.14.img
- Date: 09, February, 2008

Bug Fixed/New Features

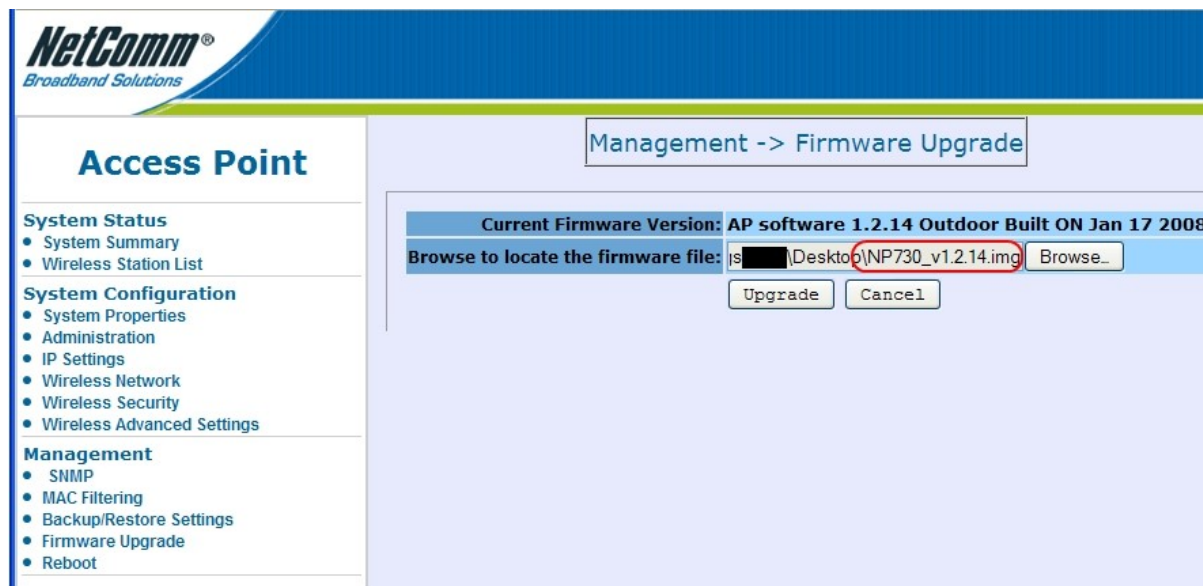
- Link quality and strength is changed from percentage to dBm
- Link quality is changed to Noise floor
- Support 'Allow 2.4GHz 54Mbps Stations Only' setting item in advanced page of AP mode
- Support 'Station Separation' setting item in Wireless Network page of AP mode

Upgrade Instructions

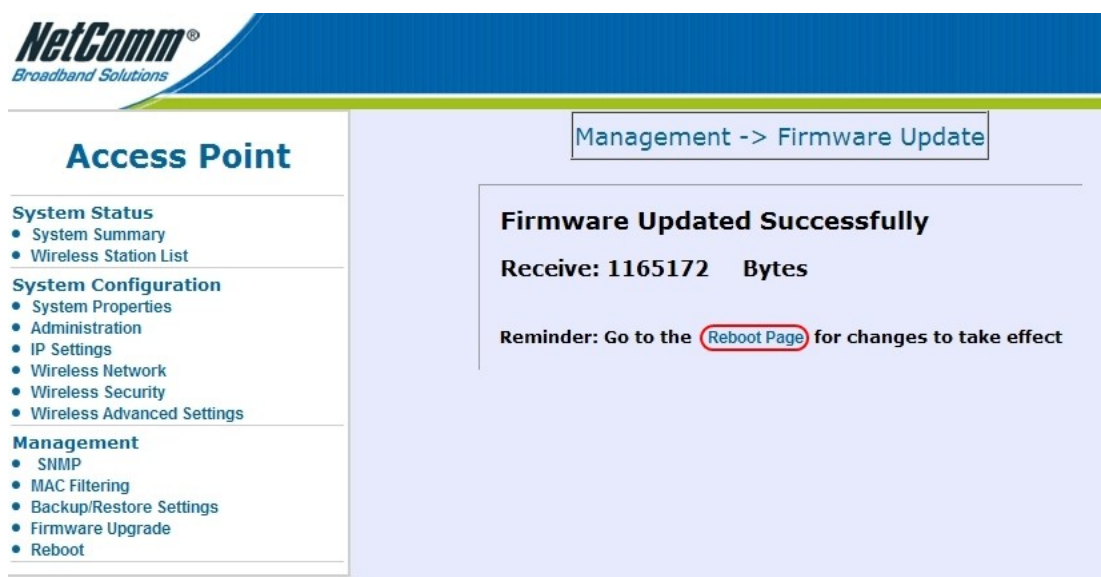
1. Connect to NP730 RJ-45 LAN interface.
2. Open the web browser (for example IE, Mozilla firefox) and type in default NP730 IP address <http://192.168.1.20> ; default user name & password: Admin/(blank) to access the device management interface.
3. When you are in the NP730 web management interface, Navigate to **Management > Firmware Upgrade>**



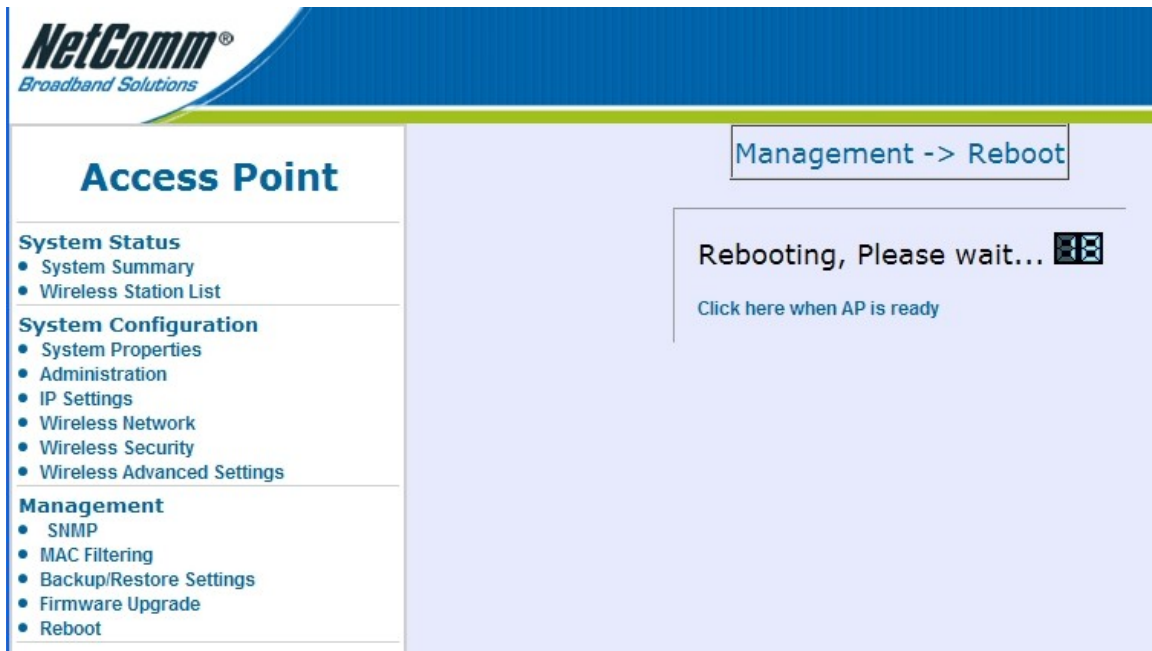
4. On the Firmware upgrade page, click on the '**Browse**' button to search your local hard drive and locate the firmware to be used for upgrade. Select the firmware file and press '**Upgrade**' button.



- Click **Upgrade** to proceed. Generally, the NP730 firmware upgrade will take a few minutes, once upgrade completed, a message show up as shown below to indicate the firmware upgrade successfully.



- Click '**Reboot Page**' to let new firmware to take effect.



NetComm®
Broadband Solutions

Access Point

System Status

- System Summary
- Wireless Station List

System Configuration

- System Properties
- Administration
- IP Settings
- Wireless Network
- Wireless Security
- Wireless Advanced Settings

Management

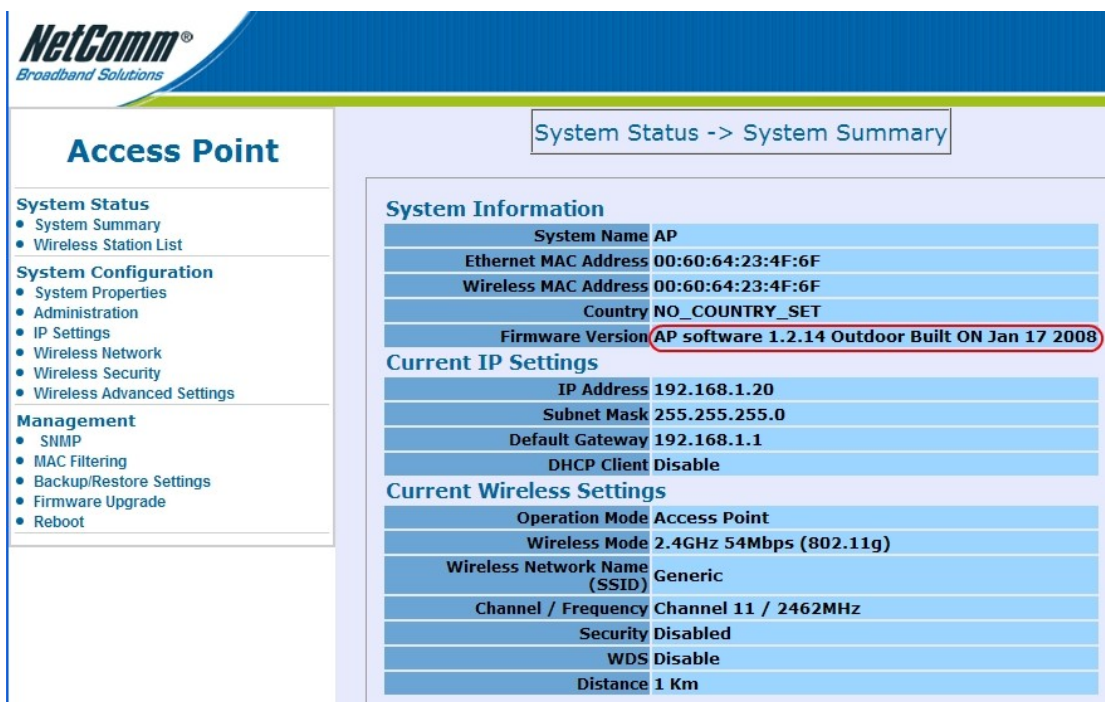
- SNMP
- MAC Filtering
- Backup/Restore Settings
- Firmware Upgrade
- Reboot

Management -> Reboot

Rebooting, Please wait... 18

Click here when AP is ready

7. To check the NP730 current new firmware version, please navigate to system status > system summary.



NetComm®
Broadband Solutions

Access Point

System Status

- System Summary
- Wireless Station List

System Configuration

- System Properties
- Administration
- IP Settings
- Wireless Network
- Wireless Security
- Wireless Advanced Settings

Management

- SNMP
- MAC Filtering
- Backup/Restore Settings
- Firmware Upgrade
- Reboot

System Status -> System Summary

System Information

System Name	AP
Ethernet MAC Address	00:60:64:23:4F:6F
Wireless MAC Address	00:60:64:23:4F:6F
Country	NO_COUNTRY_SET
Firmware Version	AP software 1.2.14 Outdoor Built ON Jan 17 2008

Current IP Settings

IP Address	192.168.1.20
Subnet Mask	255.255.255.0
Default Gateway	192.168.1.1
DHCP Client	Disable

Current Wireless Settings

Operation Mode	Access Point
Wireless Mode	2.4GHz 54Mbps (802.11g)
Wireless Network Name (SSID)	Generic
Channel / Frequency	Channel 11 / 2462MHz
Security	Disabled
WDS	Disable
Distance	1 Km

8. Firmware upgrade is now completed.